

STANDARD PARTITIONS


1. Attractive oval aluminum uprights
2. Weighted, precision steel bases
3. Portable, strong, lightweight
4. Beautiful satin finishes
5. Simple 5 minute assembly
6. Substrates available include: clear, frost, color and mirror acrylic or rigid graphics
7. Fixed widths and heights
8. Floor or counter units
9. Movable or fixed mounting available
10. Custom-width options with steel base and "T" or corner connectors for 90° and 60° assemblies

FROM OUR CUSTOMERS:

"Modern clean design..."

"Easy to wipe clean.."

"We can add [our] marketing messages quarterly! Thanks!..."



Fixed width frame and fixed height posts in stock. Infills estimated separately.

STANDARD PARTITIONS



Substrate can be set all the way to bottom, can stop along the height or can extend beyond the upright.



Substrate Width	Upright Height	Weight (lbs.)
14"	72"	16
14"	84"	17
14"	96"	18
24"	72"	20
24"	84"	21
24"	96"	22
36"	72"	25
36"	84"	26
36"	96"	27
48"	72"	30
48"	84"	31
48"	96"	32
60"	72"	35
60"	84"	36
60"	96"	37





CUSTOM PARTITIONS

We offer polished edge curves and different finishes in our custom partitions and sneeze guards to match your design style.

Whether your requirements are for clear, frosted, translucent or tinted acrylic, graphic applications, or other solid substrates, we design for permanent installations, modular walls or temporary use.

Our design team draws up your requirements while our installation team ensures your vision functions the way you need it to.

Easy process and prompt service.



FOR OTHER COVID-19 RESPONSE ITEMS LIKE LEVEL-1 GOWNS, FACE SHIELDS, REMOTE OFFICE BACKDROPS, CUSTOM BRANDED FABRIC MASKS, PLEASE CONTACT YOUR SYNERGY REPRESENTATIVE.